

Scaled data based on original data using
LM-79-08 Approved Method: Electrical and Photometric Measurements of Solid-
State Lighting Products

Test Report Prepared for
Cooper Lighting Solutions
(formerly Eaton)

Brand: McGRAW-EDISON

Report Number: P452903

Luminaire Tested: **GALN-SA3D-827-U-T1**

Issue Date: 1/4/2021

Test Information

Test Method: LM-79-08
Report Number: P452903
TEST IS SCALED FROM IESNA LM-79-08 TEST DATA (G3-2011-042-5)
Test Lab: INNOVATION CENTER
Issue Date: 1/4/2021
Manufacturer: COOPER LIGHTING SOLUTIONS (FORMERLY EATON)
Product Line: McGRAW-EDISON
Catalog Number: GALN-SA3D-827-U-T1
Description: GALLEON AREA AND ROADWAY LUMINAIRE
(3) 80 CRI, 2700K, 1200mA LIGHTSQUARES WITH 16 LEDS EACH AND TYPE I OPTICS
Light Source: -
Ballast/Driver: ELECTRONIC DRIVER

Summary

Lumens per Lamp: N/A
Luminaire Lumens: 16947 lumens
Efficiency: N/A
Efficacy: 92.1 lumens/watt
Luminous Opening: Rectangular (W 1' x L: 1' x H: 0')
IES Classification: Type I - Short
BUG Rating: B4 - U0 - G4

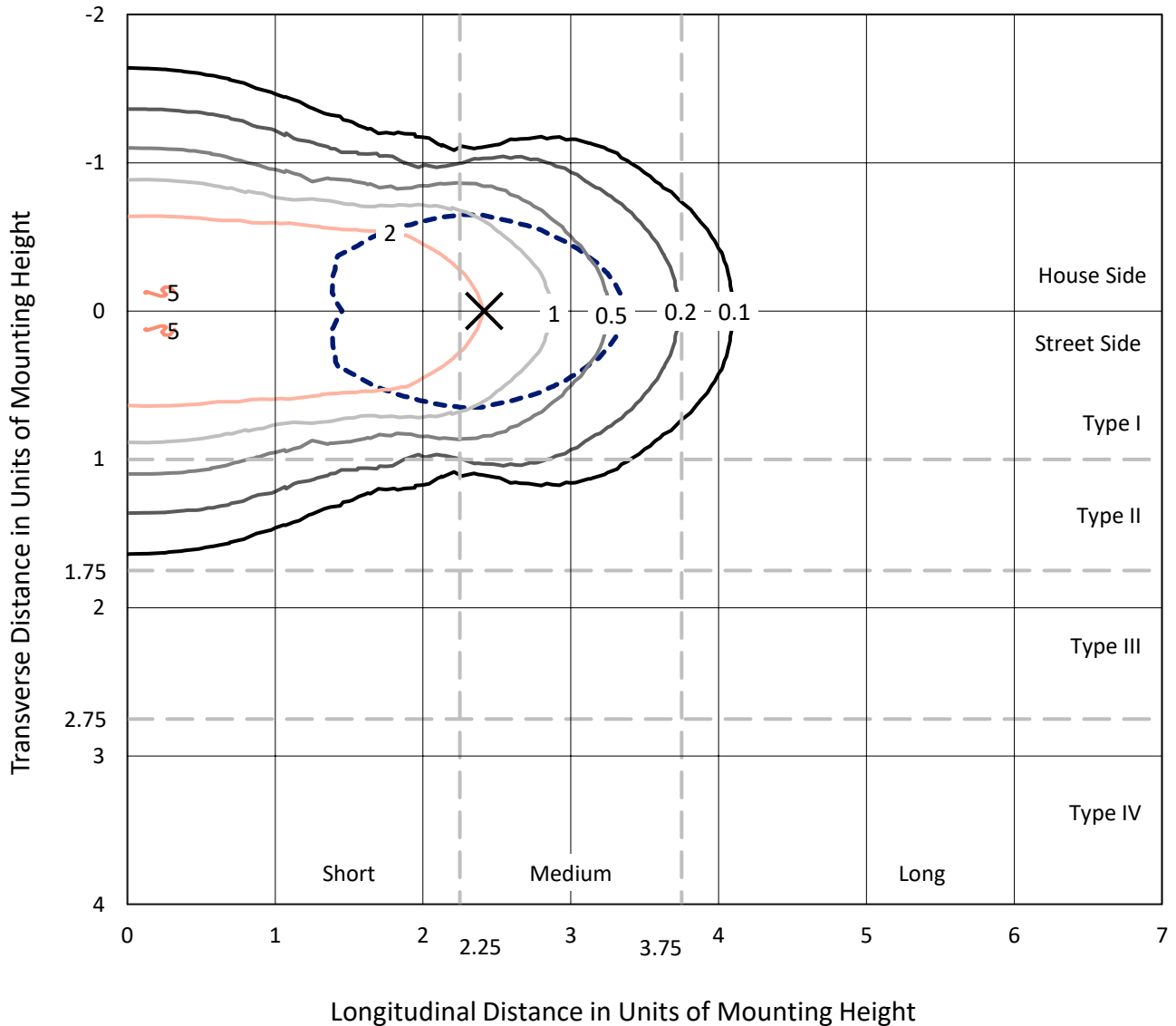
Input Watts (W): 184
Input Voltage (V): NR
Input Current (A_{in}): NR
Voltage Rise (V): NR
Power Factor: NR
Total Harmonic Distortion (THDi): NR
Frequency (hertz): 60
Stabilization Time: NR
Operation Time: NR
Ambient Temperature (°C): NR
Test Distance: 24 FT



REPORT NUMBER: P452903
 CATALOG NUMBER: GALN-SA3D-827-U-T1

Iso-Footcandle Lines of Horizontal Illumination

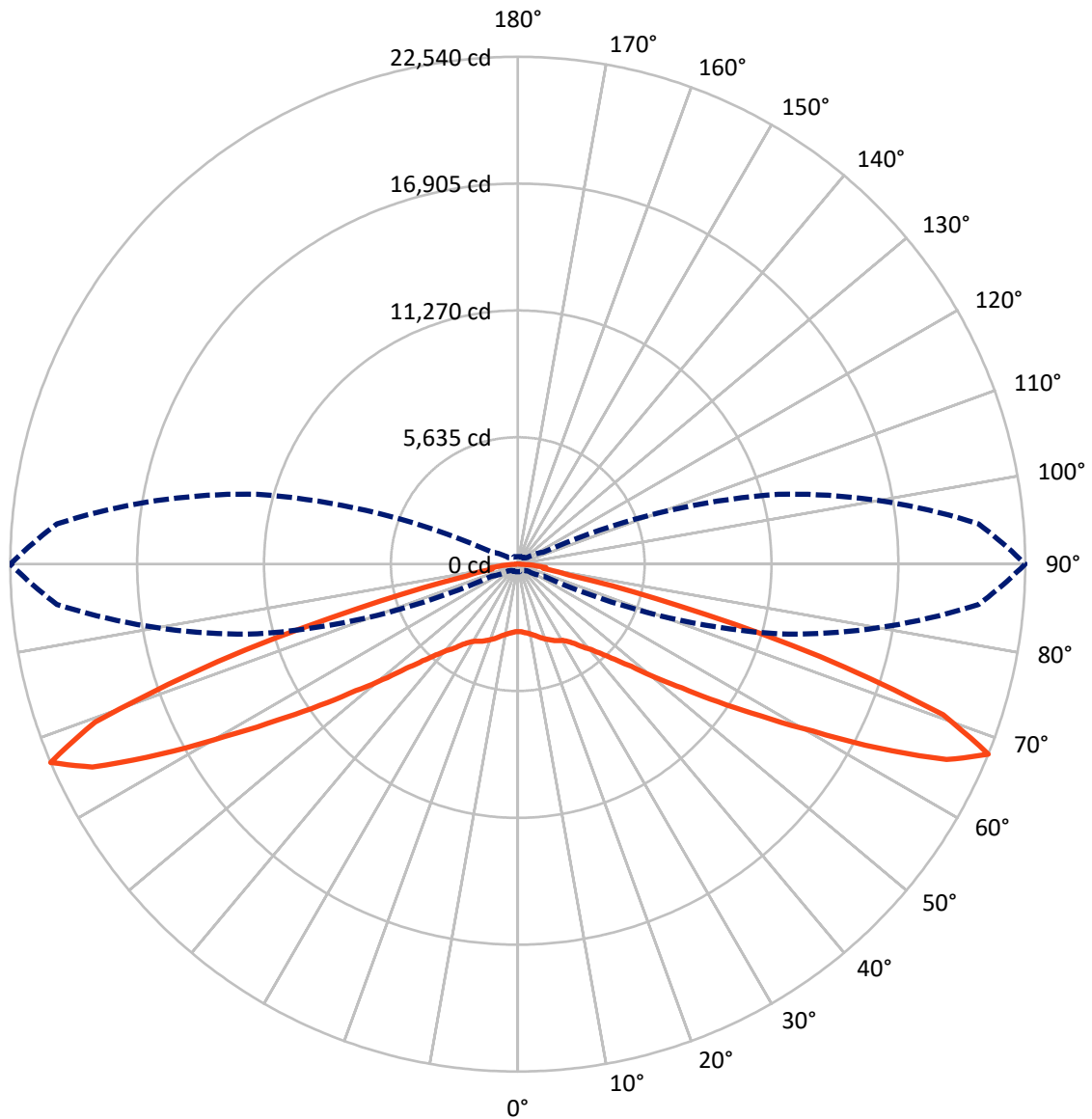
✕ Max cd
 - - - 1/2 Max cd



Based on 25 foot mounting height. Maximum calculated value = 5 fc
 Type I - Short - N/A

REPORT NUMBER: P452903
CATALOG NUMBER: GALN-SA3D-827-U-T1

Luminous Intensity Polar Plot



— Vertical Plane Through 90-Deg Lateral - - - Horizontal Cone Through 67.5-Deg Vertical

REPORT NUMBER: P452903

CATALOG NUMBER: GALN-SA3D-827-U-T1

FLUX DISTRIBUTION:

		Downward	Upward	Total
House Side	Lumens	8473.5	0.0	8473.5
	% Fixture	50.0	0.0	50.0
Street Side	Lumens	8473.5	0.0	8473.5
	% Fixture	50.0	0.0	50.0
Total	Lumens	16947.0	0.0	16947.0
	% Fixture	100.0	0.0	100.0

ZONAL LUMENS:

Zone	Lumens	% Fixture
0°-10°	299.1	1.8
10°-20°	957.0	5.6
20°-30°	1601.8	9.5
30°-40°	2170.0	12.8
40°-50°	2748.6	16.2
50°-60°	3433.8	20.3
60°-70°	4036.2	23.8
70°-80°	1544.0	9.1
80°-90°	156.4	0.9
90°-100°	0.0	0.0
100°-110°	0.0	0.0
110°-120°	0.0	0.0
120°-130°	0.0	0.0
130°-140°	0.0	0.0
140°-150°	0.0	0.0
150°-160°	0.0	0.0
160°-170°	0.0	0.0
170°-180°	0.0	0.0
0°-90°	16947.0	100.0
0°-180°	16947.0	100.0

Coefficient of Utilization



REPORT NUMBER: P452903

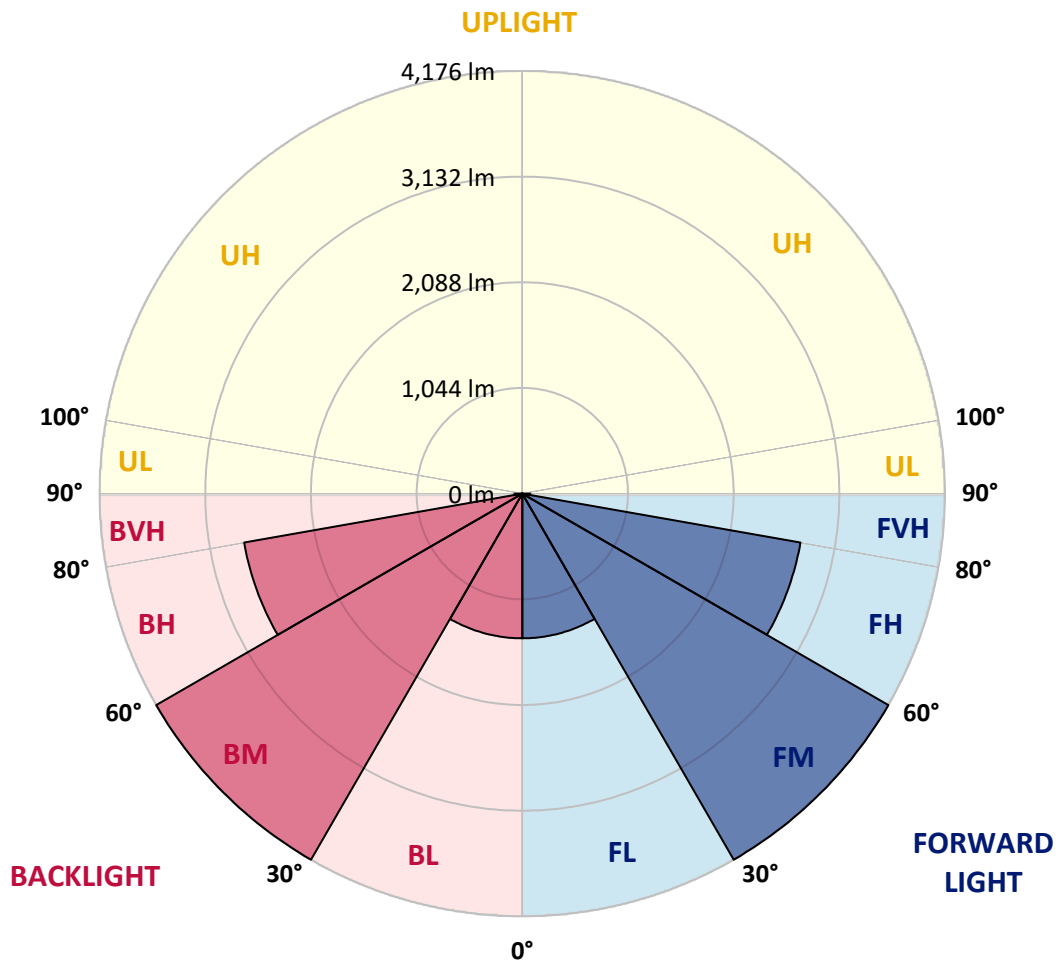
CATALOG NUMBER: GALN-SA3D-827-U-T1

LUMINAIRE CLASSIFICATION SYSTEM LUMEN TABLE AND BUG RATING:

Zone		Lumens	% Fixture	Zone Rating/Lumen Limit		
				B	U	G
FL	(0°-30°)	1429.0	8.4			
FM	(30°-60°)	4176.2	24.6			
FH	(60°-80°)	2790.1	16.5			G2/5000
FVH	(80°-90°)	78.2	0.5			G1/100
BL	(0°-30°)	1429.0	8.4	B3/2500		
BM	(30°-60°)	4176.2	24.6	B3/5000		
BH	(60°-80°)	2790.1	16.5	B4/5000		G4/5000
BVH	(80°-90°)	78.2	0.5			G1/100
UL	(90°-100°)	0.0	0.0		U0/0	
UH	(100°-180°)	0.0	0.0		U0/0	

BUG Rating: B4-U0-G4

Type I Short





REPORT NUMBER: P452903

CATALOG NUMBER: GALN-SA3D-827-U-T1

CANDELA DISTRIBUTION (FULL):

	0°	5°	15°	25°	35°	45°	55°	65°	75°	85°	90°
0°	3000.1	3000.1	3000.1	3000.1	3000.1	3000.1	3000.1	3000.1	3000.1	3000.1	3000.1
2.5°	3038.6	3036.7	3037.7	3036.7	3039.6	3037.7	3026.4	3017.0	3009.5	3010.5	3007.7
5°	3103.4	3104.3	3105.3	3100.6	3107.1	3103.4	3085.5	3070.5	3055.5	3049.9	3048.0
7.5°	3156.9	3161.6	3164.4	3169.1	3180.3	3180.3	3170.9	3149.4	3116.5	3097.7	3096.8
10°	3210.4	3214.1	3222.6	3237.6	3256.3	3274.2	3270.4	3241.3	3199.1	3167.2	3159.7
12.5°	3229.1	3233.8	3262.0	3305.1	3347.4	3382.1	3382.1	3358.6	3304.2	3255.4	3241.3
15°	3163.4	3171.9	3222.6	3314.5	3425.3	3501.3	3518.2	3485.3	3427.1	3352.1	3335.2
17.5°	3033.0	3053.6	3127.8	3263.8	3447.8	3605.4	3654.2	3638.3	3563.2	3467.5	3447.8
20°	2893.2	2915.7	2994.5	3174.7	3429.0	3666.4	3808.1	3811.9	3719.0	3580.1	3551.0
22.5°	2739.3	2756.2	2857.5	3068.7	3372.7	3680.5	3940.4	4005.2	3879.5	3692.7	3651.4
25°	2566.6	2585.4	2691.4	2919.4	3266.7	3664.6	4061.5	4204.1	4047.4	3812.8	3760.3
27.5°	2401.4	2408.9	2522.5	2754.3	3126.8	3623.3	4150.7	4387.1	4233.2	3912.3	3845.7
30°	2242.8	2260.7	2361.1	2590.1	2966.4	3542.6	4227.6	4595.5	4433.1	4016.5	3931.1
32.5°	2074.9	2096.4	2205.3	2437.1	2805.9	3421.5	4274.5	4823.5	4711.8	4185.4	4094.4
35°	1913.4	1927.5	2037.3	2262.5	2649.2	3280.7	4283.0	5080.6	5071.3	4441.6	4320.5
37.5°	1748.3	1768.9	1879.7	2095.5	2483.1	3131.5	4240.7	5353.7	5504.8	4797.2	4666.8
40°	1589.7	1607.5	1716.4	1934.1	2294.5	2949.5	4140.3	5603.3	6010.6	5163.2	4978.3
42.5°	1417.0	1421.7	1540.9	1762.4	2109.6	2738.3	3995.8	5825.7	6574.6	5654.0	5424.1
45°	1220.9	1233.1	1343.8	1561.5	1897.5	2501.8	3799.7	6009.7	7289.7	6334.4	6020.9
47.5°	1024.8	1035.1	1136.4	1351.3	1665.7	2230.6	3497.5	6171.1	8023.5	7198.7	6787.6
50°	833.3	839.0	921.5	1112.0	1404.8	1945.4	3123.1	6222.7	8853.1	8422.4	7897.8
52.5°	658.8	667.2	730.1	879.3	1126.1	1608.5	2718.6	6095.1	9821.6	9873.2	9133.7
55°	534.0	536.8	583.7	693.5	880.2	1255.6	2230.6	5739.4	10863.2	11732.2	10789.1
57.5°	459.8	461.7	488.0	549.0	677.5	946.9	1730.5	5066.6	11798.8	13910.3	12697.8
60°	417.6	418.5	433.6	469.2	536.8	726.3	1239.7	4116.9	12722.2	16334.2	15070.2
62.5°	391.3	391.3	401.6	421.4	454.2	557.4	898.1	2970.1	13354.7	18793.8	17994.3
65°	366.0	366.0	373.5	387.6	405.4	456.1	663.5	1936.9	13338.8	20585.3	20935.3
67.5°	336.9	336.9	342.5	356.6	366.9	392.3	512.4	1268.8	11981.8	20545.9	22540.0
70°	302.2	302.2	309.7	321.9	330.3	346.3	404.5	868.0	8802.4	17542.9	20045.7
72.5°	267.5	268.4	273.1	285.3	291.9	301.2	336.0	608.1	5399.7	11945.2	14016.3
75°	229.0	230.9	235.5	247.7	253.4	257.1	283.4	433.6	2731.8	6440.4	7332.9
77.5°	184.9	188.6	191.4	204.6	208.3	214.0	233.7	313.4	1199.3	2314.2	2334.8
80°	135.1	139.8	148.3	160.5	163.3	167.0	178.3	222.4	543.3	1056.7	1147.7
82.5°	99.5	106.0	95.7	111.7	111.7	107.0	125.7	149.2	249.6	1046.3	1251.9
85°	54.4	55.4	49.7	57.2	61.0	60.1	66.6	73.2	121.1	698.2	719.8
87.5°	13.1	14.1	15.0	17.8	21.6	21.6	23.5	20.6	39.4	226.2	129.5
90°	0.0	0.0	0.0	0.0	0.0	0.0	0.0	0.0	0.0	0.0	0.0

(END OF REPORT)